

Agenda

Steuben County REMC
Regular Board of Directors Meeting
September 25, 2023

1. Call to Order
2. Roll Call
3. General Consent Items
 - a. Agenda
 - b. Minutes of August 28, 2023 Board Meeting
 - c. Bills
 - d. Director Expenses
 - e. New Hookups
 - f. New Memberships
 - g. IUPPS Update
 - h.
4. Informative Reports
 - a. CEO Financial Report
 - b. Re-Comm Update
 - c. Operation Round Up
 - d. Safety Meeting
 - e. WVPA Board Meeting
 - f. Member Services Report
 - g. Cyber Security
 - h. Broadband Update
 - i. IEC Board Meeting Review
 - j. Wage & Benefit Review
 - k. IEC Annual Meeting Voting and Alternate Delegates
 - l. IEC Board Representative
5. Decisions Needed
 - a. CFC Loan Document
6. Corporate Council Report
 - a.
7. Other Business
8. Calendar & Announcements
 - a. Next Regular Meeting October 30, 2023
9. Adjournment

Steuben County REMC

Monthly Operating Report

	Year to Date			Aug-23	This Month			
	Last year	This Year	Budget	Variance	Last Year	This Year	Budget	Variance
Operating Revenue	\$16,379,665	\$17,307,114	\$18,632,662	-\$1,325,548	\$2,353,350	\$2,526,210	\$2,812,041	-\$285,831
Kwh Sold	138,178,016	137,555,539	138,054,476	-498,937	20,079,948	20,095,442	19,122,409	973,033
Cost of Purchased Power	\$10,860,102	\$11,605,584	\$12,307,852	-\$702,268	\$1,595,799	\$1,719,674	\$1,742,006	-\$22,332
Kwh Purchased	141,913,161	142,484,555	142,990,405	-505,850	19,820,879	20,452,344	19,644,450	807,894
Distribution Expense - Operations	\$431,208	\$526,966	\$515,698	\$11,268	\$70,870	\$64,578	\$73,269	-\$8,691
Distribution Expense - Maintenance	\$925,153	\$1,094,187	\$1,055,168	\$39,019	\$131,538	\$110,426	\$133,171	-\$22,745
Consumer Accounts Expense	\$300,486	\$386,135	\$374,465	\$11,670	\$43,008	\$55,935	\$48,263	\$7,672
Consumer Services & Info Exp.	\$92,595	\$102,302	\$175,868	-\$73,566	\$19,503	\$18,641	\$29,814	-\$11,173
Sales Expense	\$51,546	\$51,130	\$61,800	-\$10,670	\$10,105	\$7,538	\$7,533	\$5
Administrative & General Expense	\$1,705,764	\$1,822,522	\$1,875,566	-\$53,044	\$216,254	\$213,477	\$218,741	-\$5,264
Total Operation & Maintenance Exp.	\$14,366,853	\$15,588,826	\$16,366,417	-\$777,591	\$2,087,076	\$2,190,269	\$2,252,797	-\$62,528
Depreciation & Amortization Exp.	\$854,955	\$1,044,889	\$1,055,298	-\$10,409	\$115,102	\$145,847	\$140,175	\$5,672
Tax Expense - Property	\$76,000	\$80,000	\$80,000	\$0	\$9,500	\$10,000	\$10,000	\$0
Tax Expense - Other	\$151,343	-\$1,303	\$2,445	-\$3,748	\$0	\$0	\$0	\$0
Interest on Long Term Debt	\$509,900	\$483,510	\$867,183	-\$383,673	\$86,800	\$81,576	\$131,000	-\$49,424
Interest Charged to Construction(credit)	\$0	\$0	\$0	\$0	\$0	\$0	\$0	\$0
Interest Expense Other	\$0	\$0	\$0	\$0	\$0	\$0	\$0	\$0
Other Deductions	\$0	\$0	\$0	\$0	\$0	\$0	\$0	\$0
Total Cost of Electric Service	\$15,959,052	\$17,195,922	\$18,371,343	-\$1,175,421	\$2,298,478	\$2,427,692	\$2,533,972	-\$106,280
Patronage Capital & Operating Margins	\$420,614	\$111,193	\$261,319	-\$150,126	\$54,872	\$98,518	\$278,069	-\$179,551
Non Operating Margins - Interest	\$15,601	\$14,899	\$14,800	\$99	\$1,808	\$1,872	\$1,850	\$22
Allowance for Funds Used During Const.	\$0	\$0	\$0	\$0	\$0	\$0	\$0	\$0
Non Operating Margins - Other	\$1,636	\$1,877	\$0	\$1,877	\$502	-\$120	\$0	-\$120
Generation & Transmission Cap. Credits	\$0	\$0	\$0	\$0	\$0	\$0	\$0	\$0
Other Cap. Credits & Patronage Divid.	-\$2,534	-\$10,886	\$20,600	-\$31,486	\$9,766	\$887	\$20,000	-\$19,113
Extraordinary Items	\$44,122	\$0	\$0	\$0	\$0	\$0	\$0	\$0
Patronage Capital or Margins	\$479,438	\$117,083	\$296,719	-\$179,636	\$66,947	\$101,156	\$299,919	-\$198,763

	Steuben County REMC			
	Monthly Operating Report			
	Aug-23		This Month	
	Last year	This Year	Budget	Variance
Operating Revenue	\$2,353,350	\$2,526,210	\$2,812,041	-\$285,831
Kwh Sold	\$20,079,948	\$20,095,442	\$19,122,409	\$973,033
	\$0	\$0	\$0	\$0
Cost of Purchased Power	\$1,595,799	\$1,719,674	\$1,742,006	-\$22,332
Kwh Purchased	\$19,820,879	\$20,452,344	\$19,644,450	\$807,894
	\$0	\$0	\$0	\$0
Distribution Expense - Operations	\$70,870	\$64,578	\$73,269	-\$8,691
Distribution Expense - Maintenance	\$131,538	\$110,426	\$133,171	-\$22,745
Consumer Accounts Expense	\$43,008	\$55,935	\$48,263	\$7,672
Consumer Services & Info Exp.	\$19,503	\$18,641	\$29,814	-\$11,173
Sales Expense	\$10,105	\$7,538	\$7,533	\$5
Administrative & General Expense	\$216,254	\$213,477	\$218,741	-\$5,264
Total Operation & Maintenance Exp.	\$2,087,076	\$2,190,269	\$2,252,797	-\$62,528
Depreciation & Amortization Exp.	\$115,102	\$145,847	\$140,175	\$5,672
Tax Expense - Property	\$9,500	\$10,000	\$10,000	\$0
Tax Expense - Other	\$0	\$0	\$0	\$0
Interest on Long Term Debt	\$86,800	\$81,576	\$131,000	-\$49,424
Interest Charged to Construction(credit)	\$0	\$0	\$0	\$0
Interest Expense Other	\$0	\$0	\$0	\$0
Other Deductions	\$0	\$0	\$0	\$0
Total Cost of Electric Service	\$2,298,478	\$2,427,692	\$2,533,972	-\$106,280
Patronage Capital & Operating Margins	\$54,872	\$98,518	\$278,069	-\$179,551
Non Operating Margins - Interest	\$1,808	\$1,872	\$1,850	\$22
Allowance for Funds Used During Const.	\$0	\$0	\$0	\$0
Non Operating Margins - Other	\$502	-\$120	\$0	-\$120
Generation & Transmission Cap. Credits	\$0	\$0	\$0	\$0
Other Cap. Credits & Patronage Divid.	\$9,766	\$887	\$20,000	-\$19,113
Extraordinary Items	\$0	\$0	\$0	\$0
Patronage Capital or Margins	\$66,947	\$101,156	\$299,919	-\$198,763

	Steuben County REMC			
	Monthly Operating Report			
	Year to Date			Aug-23
	Last Year	This Year	Budget	Variance
Operating Revenue	\$16,379,665	\$17,307,114	\$18,632,662	-\$1,325,548
Kwh Sold	138,178,016	137,555,539	138,054,476	-498,937
Cost of Purchased Power	\$10,860,102	\$11,605,584	\$12,307,852	-\$702,268
Kwh Purchased	141,913,161	142,484,555	142,990,405	-505,850
Distribution Expense - Operations	\$431,208	\$526,966	\$515,698	\$11,268
Distribution Expense - Maintenance	\$925,153	\$1,094,187	\$1,055,168	\$39,019
Consumer Accounts Expense	\$300,486	\$386,135	\$374,465	\$11,670
Consumer Services & Info Exp.	\$92,595	\$102,302	\$175,868	-\$73,566
Sales Expense	\$51,546	\$51,130	\$61,800	-\$10,670
Administrative & General Expense	\$1,705,764	\$1,822,522	\$1,875,566	-\$53,044
Total Operation & Maintenance Exp.	\$14,366,853	\$15,588,826	\$16,366,417	-\$777,591
Depreciation & Amortization Exp.	\$854,955	\$1,044,889	\$1,055,298	-\$10,409
Tax Expense - Property	\$76,000	\$80,000	\$80,000	\$0
Tax Expense - Other	\$151,343	-\$1,303	\$2,445	-\$3,748
Interest on Long Term Debt	\$509,900	\$483,510	\$867,183	-\$383,673
Interest Charged to Construction(credit)	\$0	\$0	\$0	\$0
Interest Expense Other	\$0	\$0	\$0	\$0
Other Deductions	\$0	\$0	\$0	\$0
Total Cost of Electric Service	\$15,959,052	\$17,195,922	\$18,371,343	-\$1,175,421
Patronage Capital & Operating Margins	\$420,614	\$111,193	\$261,319	-\$150,126
Non Operating Margins - Interest	\$15,601	\$14,899	\$14,800	\$99
Allowance for Funds Used During Const.	\$0	\$0	\$0	\$0
Non Operating Margins - Other	\$1,636	\$1,877	\$0	\$1,877
Generation & Transmission Cap. Credits	\$0	\$0	\$0	\$0
Other Cap. Credits & Patronage Divid.	-\$2,534	-\$10,886	\$20,600	-\$31,486
Extraordinary Items	\$44,122	\$0	\$0	\$0
Patronage Capital or Margins	\$479,438	\$117,083	\$296,719	-\$179,636

Steuben County REMC

Monthly Operating Report Fiber

	Year to Date			Aug-23	This Month			
	Last Year	This Year	Budget	Variance	Last Year	This Year	Budget	Variance
Operating Revenue	\$352,142	\$929,174	\$952,561	-\$23,387	\$42,850	\$178,082	\$191,879	-\$13,797
Kwh Sold	0	0	0	0	\$0	\$0	\$0	0
Cost of Purchased Power	\$0	\$0	\$0	\$0	\$0	\$0	\$0	\$0
Kwh Purchased/ISP Costs	0	0	0	0	\$0	\$0	\$0	0
Distribution Expense - Operations	\$28,120	\$57,064	\$51,950	\$5,114	\$3,430	\$6,984	\$6,175	\$809
Distribution Expense - Maintenance	\$85,889	\$112,842	\$16,873	\$95,969	\$800	\$11,664	\$2,167	\$9,497
Consumer Accounts Expense	\$62,584	\$113,816	\$71,179	\$42,637	\$11,580	\$19,010	\$9,381	\$9,629
Consumer Services & Info Exp.	\$0	\$0	\$0	\$0	\$0	\$0	\$0	\$0
Sales Expense	\$0	\$0	\$0	\$0	\$0	\$0	\$0	\$0
Administrative & General Expense	\$201,815	\$259,251	\$291,526	-\$32,275	\$45,727	\$40,169	\$40,170	-\$1
Total Operation & Maintenance Exp.	\$378,408	\$542,974	\$431,528	\$111,446	\$61,537	\$77,827	\$57,893	\$19,934
Depreciation & Amortization Exp.	\$138,619	\$264,672	\$274,007	-\$9,335	\$24,373	\$42,572	\$40,228	\$2,344
Tax Expense - Property	\$8,000	\$12,000	\$12,000	\$0	\$1,000	\$1,500	\$1,500	\$0
Tax Expense - Other	\$0	\$0	\$0	\$0	\$0	\$0	\$0	\$0
Interest on Long Term Debt	\$201,900	\$175,510	\$559,183	-\$383,673	\$48,300	\$43,076	\$92,500	-\$49,424
Interest Charged to Construction(credit)	\$0	\$0	\$0	\$0	\$0	\$0	\$0	\$0
Interest Expense Other	\$0	\$0	\$0	\$0	\$0	\$0	\$0	\$0
Other Deductions	\$0	\$0	\$0	\$0	\$0	\$0	\$0	\$0
Total Cost of Electric Service	\$726,927	\$995,155	\$1,276,718	-\$281,563	\$135,210	\$164,975	\$192,121	-\$27,146
Patronage Capital & Operating Margins	-\$374,785	-\$65,981	-\$324,157	\$258,176	-\$92,360	\$13,107	-\$242	\$13,349
Non Operating Margins - Interest	\$0	\$0	\$0	\$0	\$0	\$0	\$0	\$0
Allowance for Funds Used During Const.	\$0	\$0	\$0	\$0	\$0	\$0	\$0	\$0
Non Operating Margins - Other	\$0	\$0	\$0	\$0	\$0	\$0	\$0	\$0
Generation & Transmission Cap. Credits	\$0	\$0	\$0	\$0	\$0	\$0	\$0	\$0
Other Cap. Credits & Patronage Divid.	\$0	\$0	\$0	\$0	\$0	\$0	\$0	\$0
Extraordinary Items	\$0	\$0	\$0	\$0	\$0	\$0	\$0	\$0
Patronage Capital or Margins	-\$374,785	-\$65,981	-\$324,157	\$258,176	-\$92,360	\$13,107	-\$242	\$13,349

	Steuben County REMC			
	Monthly Operating Report			
	Aug-23		This Month	
	Last Year	This Year	Budget	Variance
Operating Revenue	\$42,850	\$178,082	\$191,879	-\$13,797
Kwh Sold	0	0	0	0
Cost of Purchased Power	\$0	\$0	\$0	\$0
Kwh Purchased	0	0	0	0
Distribution Expense - Operations	\$3,430	\$6,984	\$6,175	\$809
Distribution Expense - Maintenance	\$800	\$11,664	\$2,167	\$9,497
Consumer Accounts Expense	\$11,580	\$19,010	\$9,381	\$9,629
Consumer Services & Info Exp.	\$0	\$0	\$0	\$0
Sales Expense	\$0	\$0	\$0	\$0
Administrative & General Expense	\$45,727	\$40,169	\$40,170	-\$1
Total Operation & Maintenance Exp.	\$61,537	\$77,827	\$57,893	\$19,934
Depreciation & Amortization Exp.	\$24,373	\$42,572	\$40,228	\$2,344
Tax Expense - Property	\$1,000	\$1,500	\$1,500	\$0
Tax Expense - Other	\$0	\$0	\$0	\$0
Interest on Long Term Debt	\$48,300	\$43,076	\$92,500	-\$49,424
Interest Charged to Construction(credit)	\$0	\$0	\$0	\$0
Interest Expense Other	\$0	\$0	\$0	\$0
Other Deductions	\$0	\$0	\$0	\$0
Total Cost of Electric Service	\$135,210	\$164,975	\$192,121	-\$27,146
Patronage Capital & Operating Margins	-\$92,360	\$13,107	-\$242	\$13,349
Non Operating Margins - Interest	\$0	\$0	\$0	\$0
Allowance for Funds Used During Const.	\$0	\$0	\$0	\$0
Non Operating Margins - Other	\$0	\$0	\$0	\$0
Generation & Transmission Cap. Credits	\$0	\$0	\$0	\$0
Other Cap. Credits & Patronage Divid.	\$0	\$0	\$0	\$0
Extraordinary Items	\$0	\$0	\$0	\$0
Patronage Capital or Margins	-\$92,360	\$13,107	-\$242	\$13,349

Steuben County REMC

Monthly Operating Report

	Year to Date			Aug-23
	Last Year	This Year	Budget	Variance
Operating Revenue	\$352,142	\$929,174	\$952,561	-\$23,387
Kwh Sold	0	0	0	0
Cost of Purchased Power	\$0	\$0	\$0	\$0
Kwh Purchased	0	0	0	0
Distribution Expense - Operations	\$28,120	\$57,064	\$51,950	\$5,114
Distribution Expense - Maintenance	\$85,889	\$112,842	\$16,873	\$95,969
Consumer Accounts Expense	\$62,584	\$113,816	\$71,179	\$42,637
Consumer Services & Info Exp.	\$0	\$0	\$0	\$0
Sales Expense	\$0	\$0	\$0	\$0
Administrative & General Expense	\$201,815	\$259,251	\$291,526	-\$32,275
Total Operation & Maintenance Exp.	\$378,408	\$542,974	\$431,528	\$111,446
Depreciation & Amortization Exp.	\$138,619	\$264,672	\$274,007	-\$9,335
Tax Expense - Property	\$8,000	\$12,000	\$12,000	\$0
Tax Expense - Other	\$0	\$0	\$0	\$0
Interest on Long Term Debt	\$201,900	\$175,510	\$559,183	-\$383,673
Interest Charged to Construction(credit)	\$0	\$0	\$0	\$0
Interest Expense Other	\$0	\$0	\$0	\$0
Other Deductions	\$0	\$0	\$0	\$0
Total Cost of Electric Service	\$726,927	\$995,155	\$1,276,718	-\$281,563
Patronage Capital & Operating Margins	-\$374,785	-\$65,981	-\$324,157	\$258,176
Non Operating Margins - Interest	\$0	\$0	\$0	\$0
Allowance for Funds Used During Const.	\$0	\$0	\$0	\$0
Non Operating Margins - Other	\$0	\$0	\$0	\$0
Generation & Transmission Cap. Credits	\$0	\$0	\$0	\$0
Other Cap. Credits & Patronage Divid.	\$0	\$0	\$0	\$0
Extraordinary Items	\$0	\$0	\$0	\$0
Patronage Capital or Margins	-\$374,785	-\$65,981	-\$324,157	\$258,176

Aug Cash Balance

Farmers State Bank	\$239,744.92
Fifth Third Bank	\$67,800.96
1st. Federal S&L	\$410,932.30
Green Data Deposit	\$270,000.00
Capital Credits	\$227,690.52
Working Fund	\$600.00

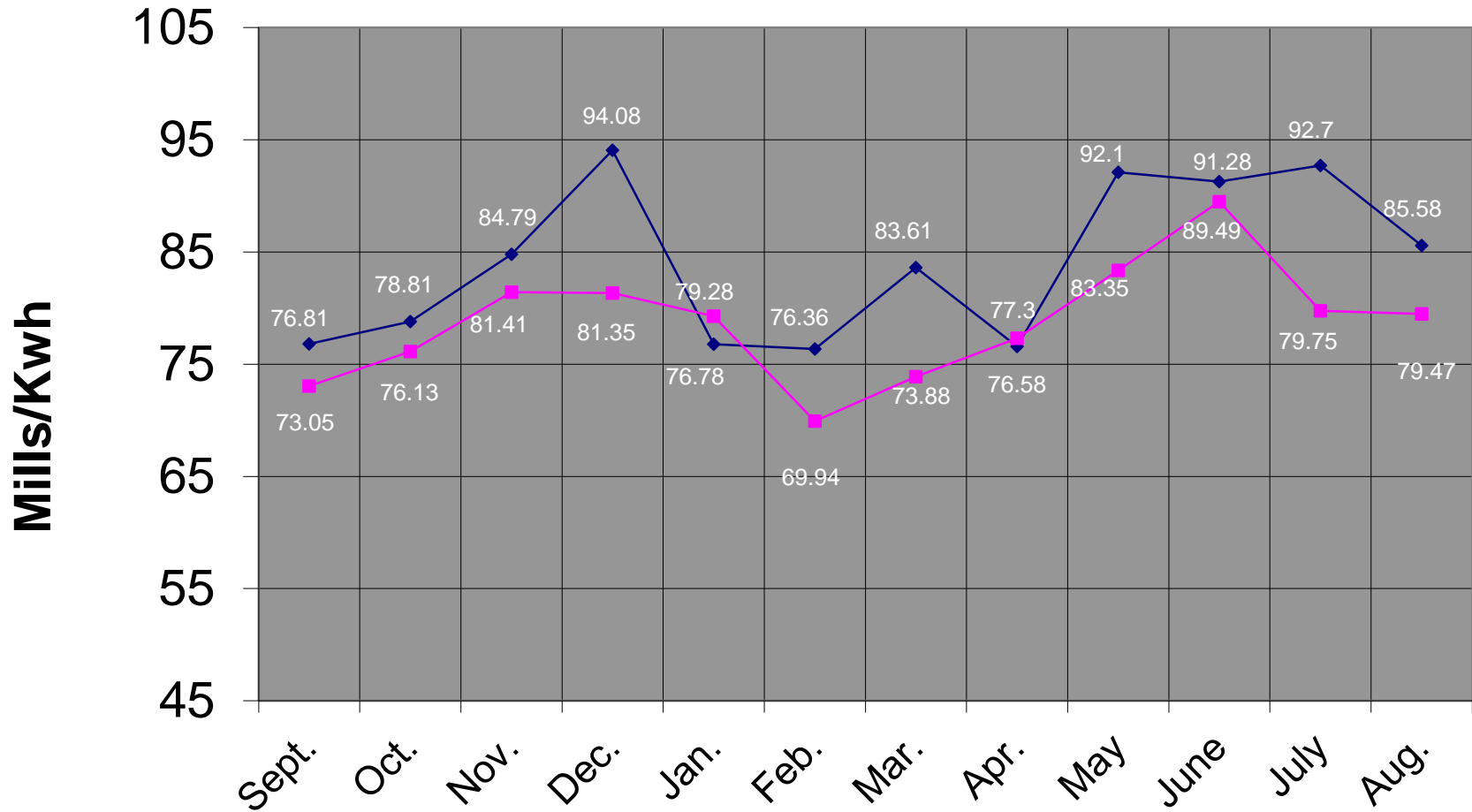
Total	\$1,216,770.70
--------------	-----------------------

WVPA 2022 Cap Credit	\$14,458.75
WVPA 2021 Cap Credit	\$5,207.12
WVPA 2020 Cap Credit	\$29,436.21

Aug. 2023 Top 40

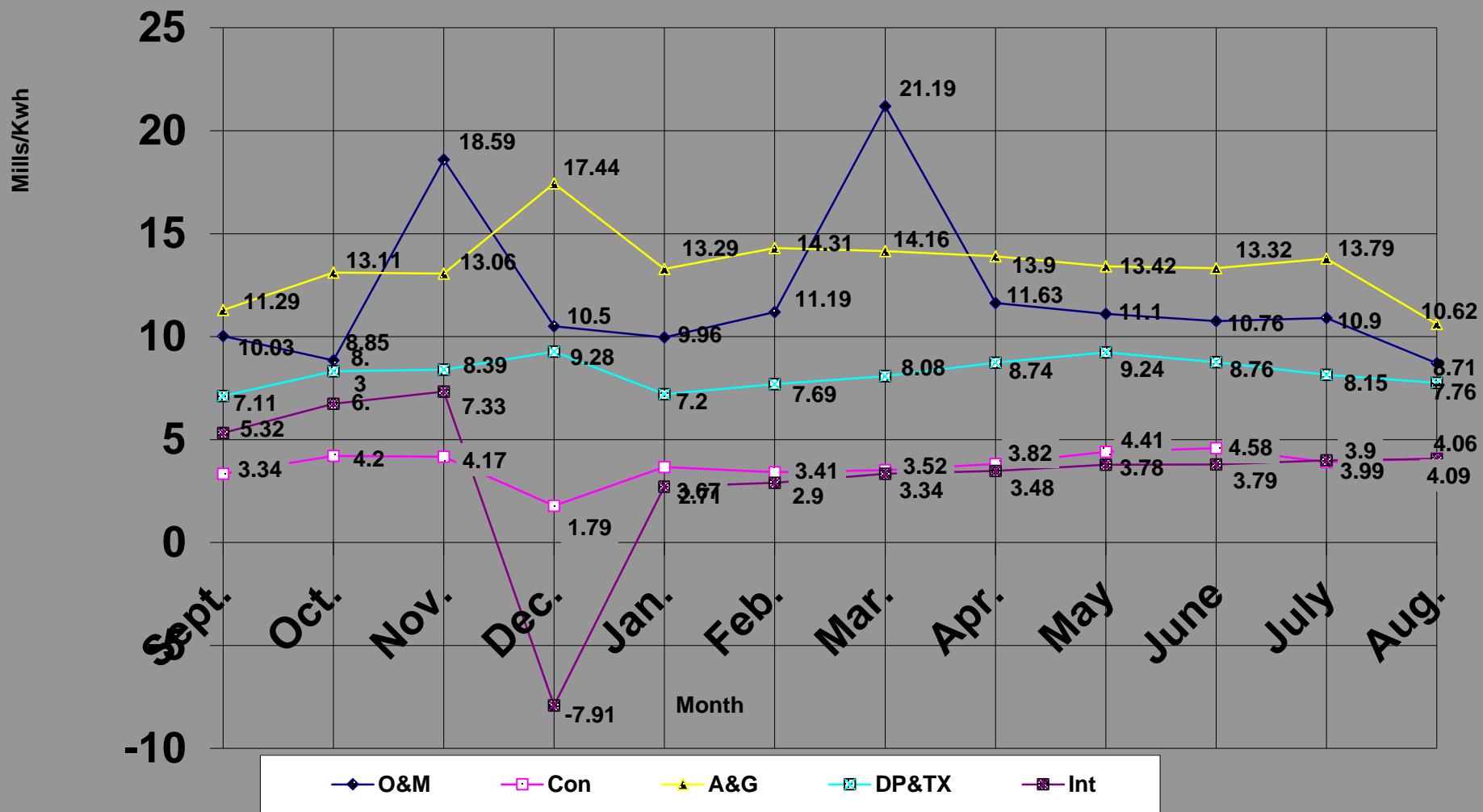
ACCOUNT	NAME	METER USAGE	CHARGE AMOUNT		
861003	PINE MANOR INC.	2,015,910	140,105.75		
906701	CARDINAL IG	1,231,200	130,104.09		
238502	COLD HEADING CO	1,161,000	118,975.39		
13713801	FAMILY DOLLAR	780,000	79,307.60		
675801	NUCOR BUILDING SYSTEMS	506,400	49,427.42		
144404	THE GREEN DATA CENTRE LLC	461,600	42,498.76		
13840800	RES POLYFLOW INDIANA, LLC	393,100	40,942.13		
945001	719500 MEIJER, MAIL STOP #4	359,520	38,105.94		
641005	VENTRA ANGOLA, LLC	322,800	37,706.30		
24201	SUN NG JELLY BARTON LAKE RV LL	301,200	33,362.14		
930100	VESTIL MANUFACTURING CORP	261,700	29,589.53		
13851400	TRUECORE LLC	243,600	27,184.53		
1051700	MENARD INC	208,440	23,582.67		
709101	MSD OF STEUBEN COUNTY	145,200	17,851.48		
955101	DIVERSIFIED COATING	168,240	17,377.11		
1041901	TECHO-BLOC MIDWEST CORP	139,960	14,541.88		
13720901	STONECO	77,500	11,304.64		
340101	MANAPOGO PARK	81,000	9,668.09		
975900	MSD OF STEUBEN COUNTY	73,600	8,759.13		
1037601	FED EX FREIGHT EAST INC	83,840	8,709.40		
956205	HIGH POINT HEIFERS LLC	78,480	8,656.99		
1057401	STEUBEN LAKES REGIONAL	82,160	8,608.56		
907101	METAL SPINNERS	63,600	8,299.33		
660305	ECOCENTRIC OILS INC	80,400	8,289.06		
530301	PETROL STOPPING CTRS#45	79,200	8,069.97		
700802	CPG OHIO LLC	72,000	7,833.72		
13751901	ANGOLA HOGBACK LAKE KOA	59,220	6,870.66		
943000	YMCA OF STEUBEN COUNTY INC	64,160	6,838.78		
527800	TOWN OF FREMONT	58,720	5,997.22		
100001	CON-WAY CENTRAL EXPRESS	54,680	5,958.25		
34301	ANGOLA HOGBACK LAKE KOA	48,420	5,797.38		
13610000	API CONSTRUCTION CORP	37,880	5,789.22		
1038600	GLENDARIN HILLS GOLF CLUB	46,080	5,061.10		
13825301	WINGATE ANGOLA	48,800	4,932.91		
712500	EMF CORPORATION	40,500	4,689.74		
13900900	HAPPY ACRES LLC	38,400	4,561.64		
762102	HANSON AGGREGATES INC SITE 562	21,440	4,389.42		
1000202	RMH FRANCHISE	38,480	4,103.84		
63800	BUNCH SHOP RITE MARKET	36,560	3,746.41		
13821000	VESTIL MANUFACTURING CORP	31,280	3,705.63		
	August 2023 Totals	10,096,270	\$ 1,001,303.81		0.0991756
	July 2023 Totals	8,958,914	\$ 915,388.58		0.1021763

Power Cost in Mills / Kwh Sold

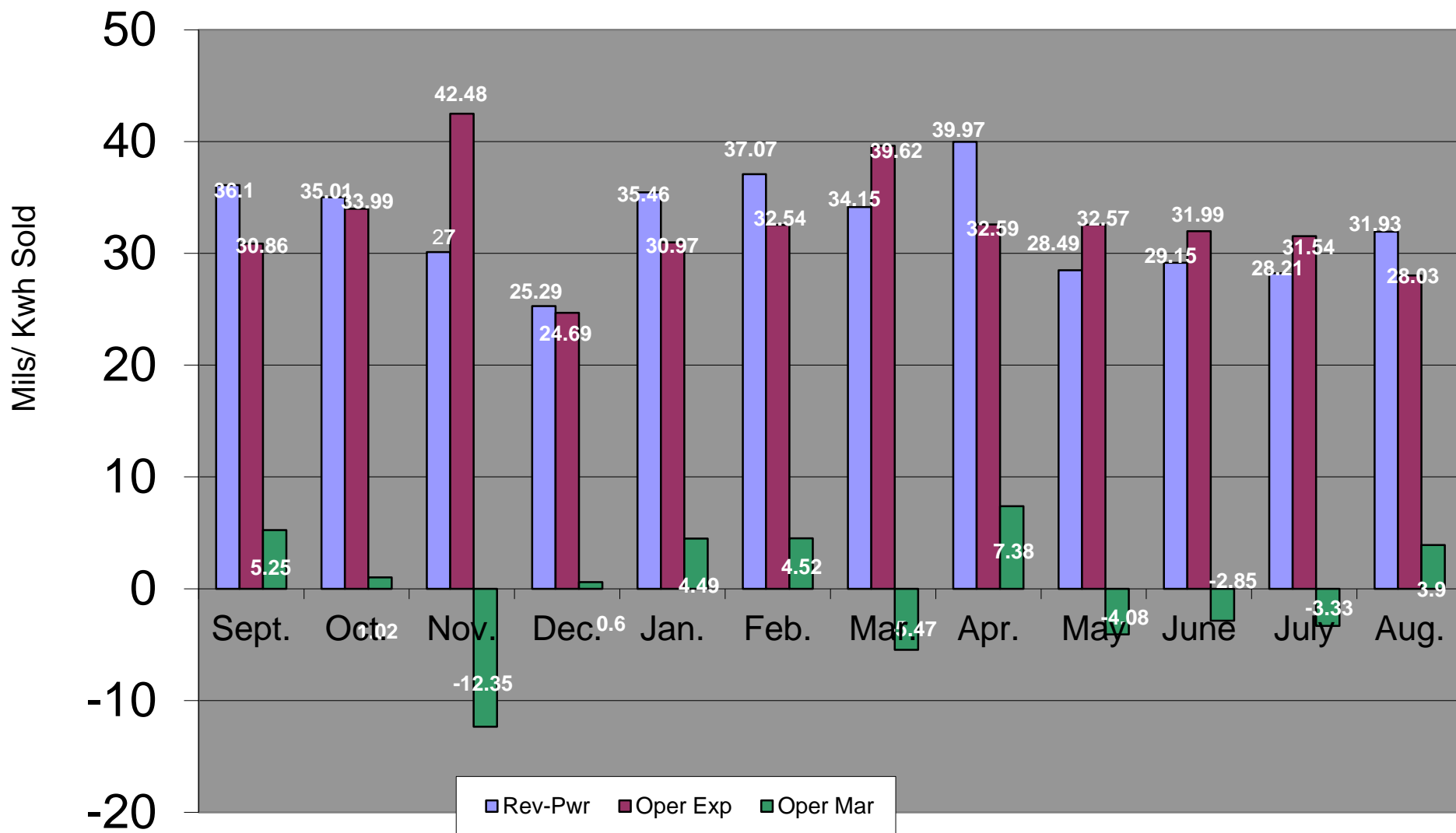


—◆— Curr. Yr. —■— Prev. Yr.

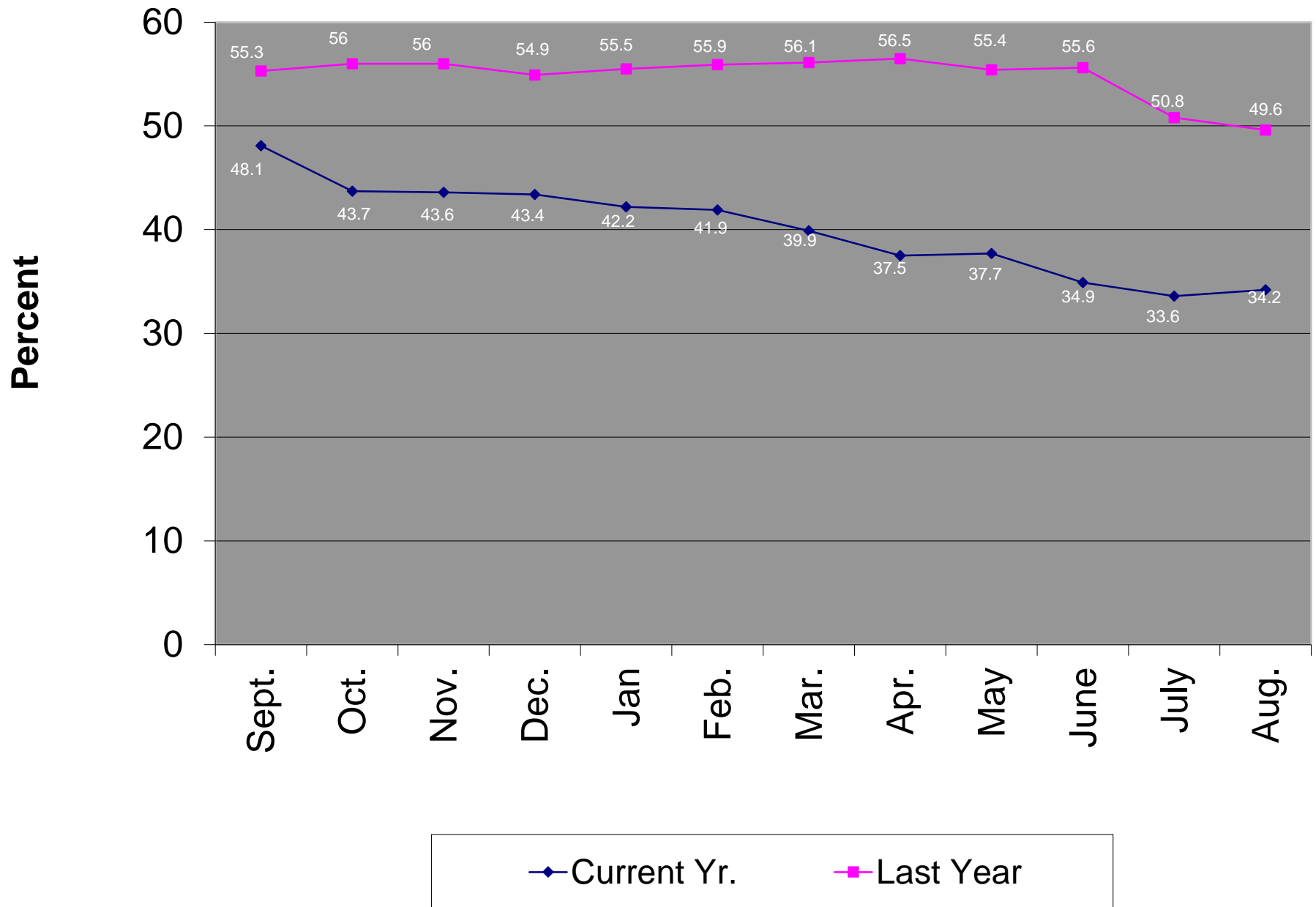
Oper. Exp. in Mills/KWH Sold



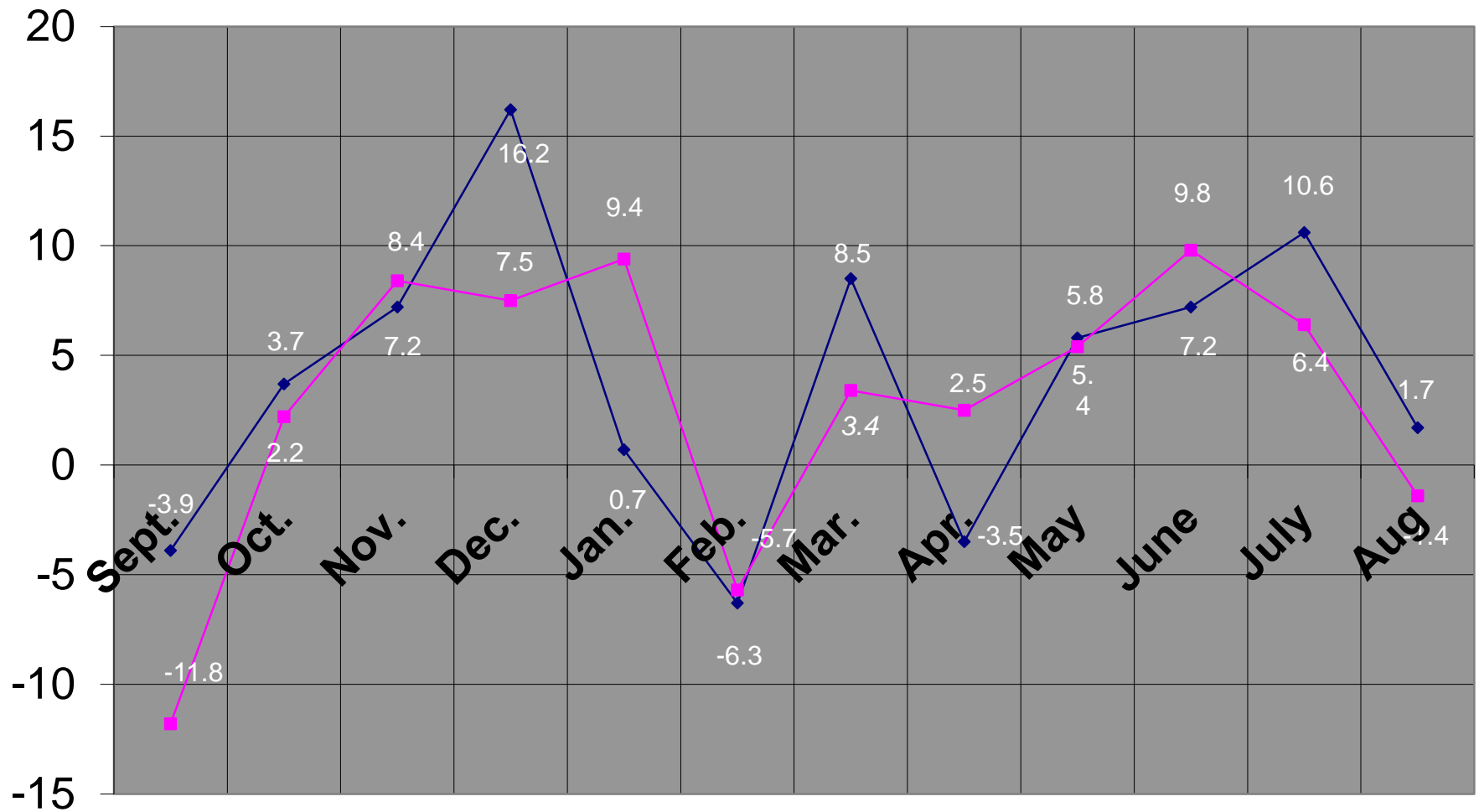
$$\text{Gross Margin} - \text{Oper Exp} = \text{Oper Margin}$$



Equity as a % of Total Assets



Percent Line Loss

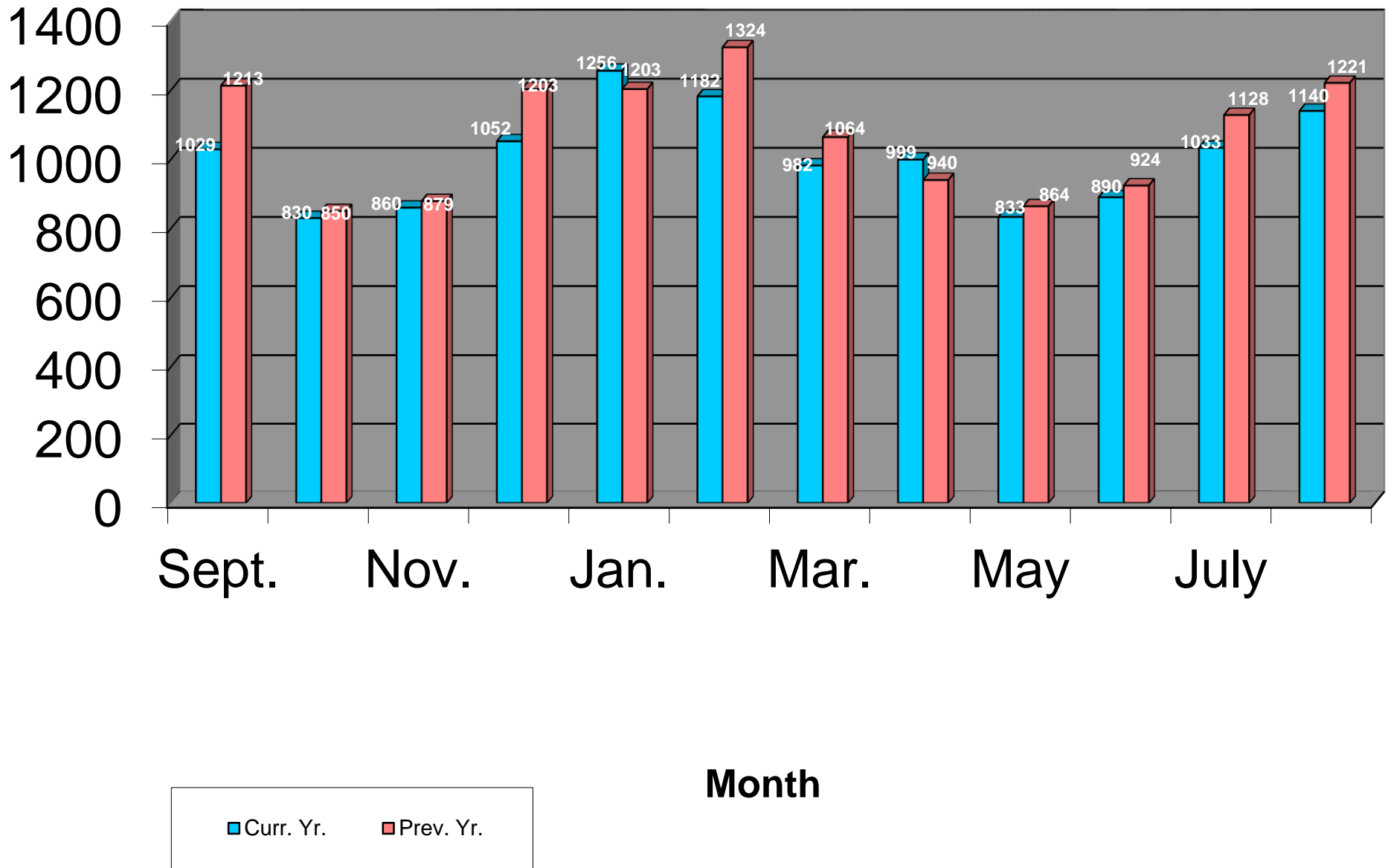


◆ Curr. Yr.

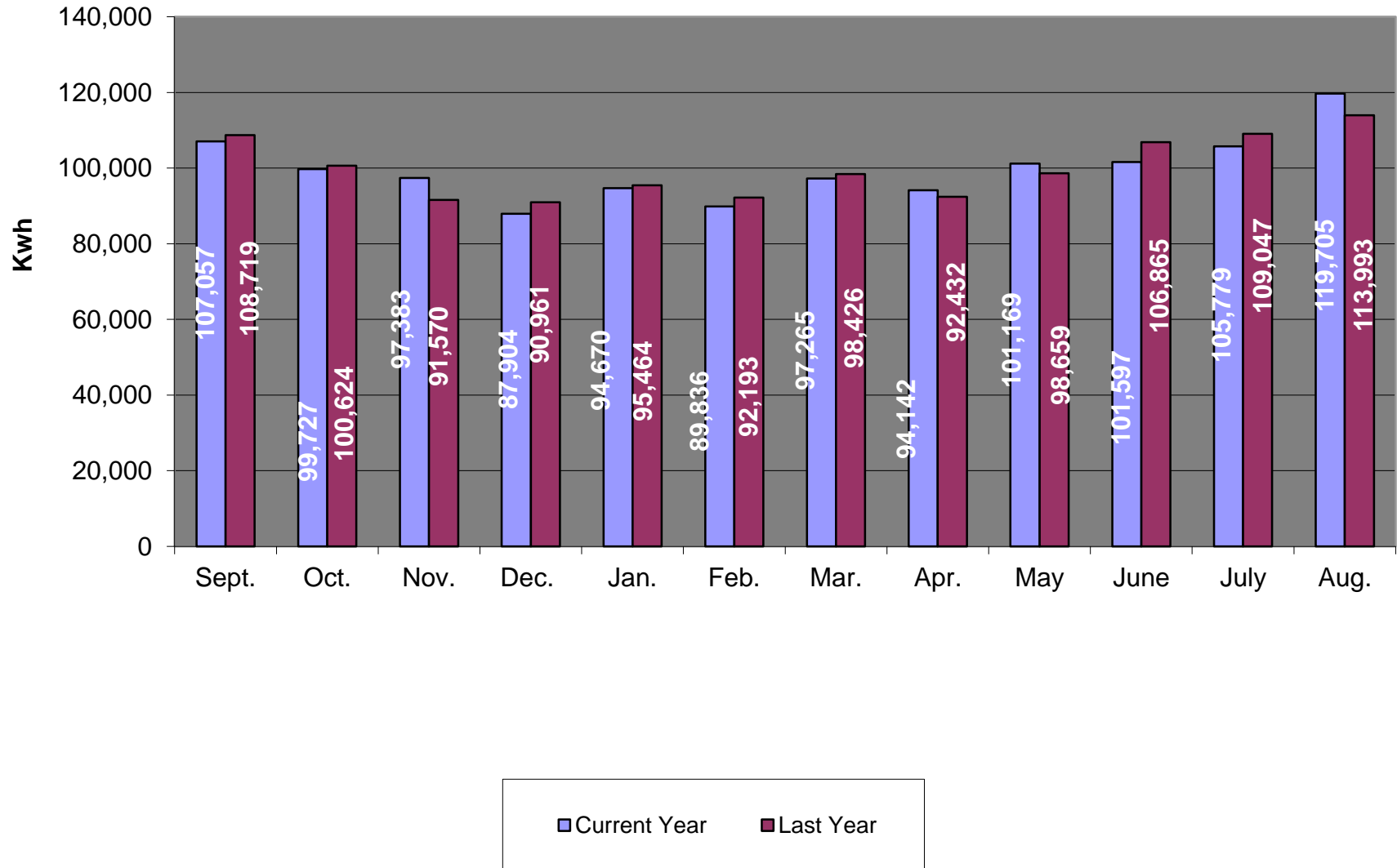
■ Prev. Yr.

Period Ending

Average Residential Kwh Consumption



C&I Average Consumption



STEUBEN CO REMC MONTHLY OUTAGE SUMMARY FOR: AUGUST 2023

	POWER SUPPLIER	MAJOR STORM	SCHEDULED	ALL OTHER	TOTAL
<u>NO. OF OUTAGES</u> THIS MONTH	0	0	0	74	74
THIS MONTH LAST YEAR	0	120	2	101	223
THIS YEAR TO DATE	0	981	11	546	1538
LAST YEAR TO DATE	0	158	7	784	949
<u>CONSUMER HR. PER</u> THIS MONTH	0	0	0	1473.26	1473.26
THIS MONTH LAST YEAR	0	9075.44	79.18	59994.03	69148.65
THIS YEAR TO DATE	0	373895.96	447.59	50217.66	424561.2
LAST YEAR TO DATE	0	13644.65	631.89	182829.43	197106
<u>AVG.HRS PER CON.</u> THIS MONTH	0	0	0	0.1409	0.1409
THIS MONTH LAST YEAR	0	0.8768	0.0076	5.7965	6.681
THIS YEAR TO DATE	0	35.83	0.0429	4.83	40.69
LAST YEAR TO DATE	0	1.32	0.0611	17.69	19.071

DATA FOR COMPUTING AVERAGE HOURS PER CONSUMER:

NUMBER OF CONSUMERS SERVED THIS MONTH: 10454

AVERAGE NUMBER OF CONSUMERS THIS YEAR TO DATE: 10433

NUMBER OF CONSUMERS THIS MONTH LAST YEAR: 10350

AVERAGE NUMBER OF CONSUMERS LAST YEAR TO DATE: 10335

Agenda

Steuben County REMC
Regular Board of Directors Meeting
September 25, 2023

1. Call to Order
2. Roll Call
3. General Consent Items
 - a. Agenda
 - b. Minutes of August 28, 2023 Board Meeting
 - c. Bills
 - d. Director Expenses
 - e. New Hookups
 - f. New Memberships
 - g. IUPPS Update
 - h.
4. Informative Reports
 - a. CEO Financial Report
 - b. Re-Comm Update
 - c. Operation Round Up
 - d. Safety Meeting
 - e. WVPA Board Meeting
 - f. Member Services Report
 - g. Cyber Security
 - h. Broadband Update
 - i. IEC Board Meeting Review
 - j. Wage & Benefit Review
 - k. IEC Annual Meeting Voting and Alternate Delegates
 - l. IEC Board Representative
5. Decisions Needed
 - a. CFC Loan Document
6. Corporate Council Report
 - a.
7. Other Business
8. Calendar & Announcements
 - a. Next Regular Meeting October 30, 2023
9. Adjournment

Re-Comm, Inc.
Profit & Loss
August 2023

	Aug 23
▼ Income	
Patronage Capital Income	931.86
WB Commission	934.86
Total Income	1,866.72
Gross Profit	1,866.72
▼ Expense	
Merchant deposit fees	32.99
Operating Expense	-0.48
Service Expense	852.90
Total Expense	885.41
Net Income	981.31

Re-Comm, Inc.
Profit & Loss
 January through August 2023

	Jan - Aug 23
▼ Income	
Patronage Capital Income ▶	931.86 ◀
WB Commission	<u>8,958.62</u>
Total Income	<u>9,890.48</u>
Gross Profit	<u>9,890.48</u>
▼ Expense	
Federal Income Tax Expense	750.00
Merchant deposit fees	323.02
Operating Expense	-4.56
Service Expense	<u>7,147.14</u>
Total Expense	<u>8,215.60</u>
Net Income	<u>1,674.88</u>

Re-Comm, Inc.
Statement of Cash Flows
 August 2023

	Aug 23
▼ OPERATING ACTIVITIES	
Net Income	981.31
▼ Adjustments to reconcile Net Income	
▼ to net cash provided by operations:	
Accounts Receivable	684.73
Sales Tax Payable	0.01
Net cash provided by Operating Activities	1,666.05
▼ INVESTING ACTIVITIES	
NRTC Patronage Capital	-370.32
Net cash provided by Investing Activities	-370.32
Net cash increase for period	1,295.73
Cash at beginning of period	20,562.53
Cash at end of period	<u>21,858.26</u>

Re-Comm, Inc.
Statement of Cash Flows
 January through August 2023

	Jan - Aug 23
▼ OPERATING ACTIVITIES	
Net Income	1,674.88
▼ Adjustments to reconcile Net Income	
▼ to net cash provided by operations:	
Accounts Receivable	950.75
Accounts Payable	-1,197.35
Sales Tax Payable	-31.40
Net cash provided by Operating Activities	1,396.88
▼ INVESTING ACTIVITIES	
NRTC Patronage Capital	-370.32
Net cash provided by Investing Activities	-370.32
Net cash increase for period	1,026.56
Cash at beginning of period	20,831.70
Cash at end of period	<u>21,858.26</u>

Re-Comm, Inc.
Balance Sheet
As of August 31, 2023

	Aug 31, 23
ASSETS	
Current Assets	
Checking/Savings	
Re-Comm, Inc 1st Fed	21,778.02
Total Checking/Savings	21,778.02
Accounts Receivable	
Accounts Receivable	2,329.22
Total Accounts Receivable	2,329.22
Other Current Assets	
Undeposited Funds	80.24
Total Other Current Assets	80.24
Total Current Assets	24,187.48
Fixed Assets	
NRTC Patronage Capital	60,495.83
Total Fixed Assets	60,495.83
TOTAL ASSETS	84,683.31
LIABILITIES & EQUITY	
Liabilities	
Current Liabilities	
Accounts Payable	
Accounts Payable	9,000.00
Total Accounts Payable	9,000.00
Other Current Liabilities	
Accrued Interest	7,203.18
Sales Tax Payable	37.24
Total Other Current Liabilities	7,240.40
Total Current Liabilities	16,240.40
Long Term Liabilities	
A/P Steuben County REMC	10,757.00
Total Long Term Liabilities	10,757.00
Total Liabilities	26,997.40
Equity	
Capital Stock	10,000.00
Retained Earnings	46,011.03
Net Income	1,674.88
Total Equity	57,685.91
TOTAL LIABILITIES & EQUITY	84,683.31

Agenda

Steuben County REMC
Regular Board of Directors Meeting
September 25, 2023

1. Call to Order
2. Roll Call
3. General Consent Items
 - a. Agenda
 - b. Minutes of August 28, 2023 Board Meeting
 - c. Bills
 - d. Director Expenses
 - e. New Hookups
 - f. New Memberships
 - g. IUPPS Update
 - h.
4. Informative Reports
 - a. CEO Financial Report
 - b. Re-Comm Update
 - c. Operation Round Up
 - d. Safety Meeting
 - e. WVPA Board Meeting
 - f. Member Services Report
 - g. Cyber Security
 - h. Broadband Update
 - i. IEC Board Meeting Review
 - j. Wage & Benefit Review
 - k. IEC Annual Meeting Voting and Alternate Delegates
 - l. IEC Board Representative
5. Decisions Needed
 - a. CFC Loan Document
6. Corporate Council Report
 - a.
7. Other Business
8. Calendar & Announcements
 - a. Next Regular Meeting October 30, 2023
9. Adjournment



Sept. 2023 Board Meeting

2004 Total				\$18,032.48		
2005 Total				\$41,792.07		
2006 Total				\$41,496.82		
2007 Total				\$41,034.09		
2008 Total				\$44,092.37		
2009 Total				\$44,920.33		
2010 Total				\$42,431.35		
2011 Total				\$41,919.61		
2012 Total				\$45,034.33		
2013 Total				\$42,477.23		
2014 Total				\$42,936.08		
2015 Total				\$43,682.99		
2016 Total				\$43,392.79		
2017 Total				\$44,027.97		
2018 Total				\$44,865.15		
2019 Total				\$45,389.98		
2020 Total				\$46,640.50		
2021 Total				\$48,570.78		
2022 Total				\$44,975.76		
2023						
Jan.				\$3,588.94		
Feb.				\$3,609.39		
Mar.				\$3,529.36		
Apr.				\$3,518.02		
May				\$3,500.45		
June				\$3,504.69		
July				\$3,478.21		
Aug				\$3,465.44		
Sept.	Cycle 4		\$9.57			
	Cycle 1		\$1,046.51			
	Cycle 2		\$1,131.20			
	Cycle 3		\$0.00			
Adj.			\$0.00			
				\$2,187.28		
Total				\$838,094.46		
Membership Participation Level						
Total			9,895			
Participating Accounts			7,079			
Current Participation Rate			71.54%			
Last Months Rate			71.99%			

BOARD OF DIRECTORS MINUTES
STEUBEN COUNTY REMC OPERATION ROUND-UP TRUST
Steuben County REMC Office Angola, Indiana
Quarter 2
July 12, 2023

I. CALL TO ORDER:

The meeting was called to order at 9:00 a.m. by President Craig Ralston.

II. ROLL CALL:

Board of Directors Treasurer Steve Smith, Secretary Britt Holden, and Cheryl Reed were present. Also in attendance was Sandy Ferrell from the Steuben County Community Foundation (SCCF).

III. APPROVAL OF PREVIOUS MINUTES:

The previous meeting minutes were approved and seconded by Smith and Reed.

IV. FINANCIALS:

The treasurer's report was read by Smith, indicating after paying out the previously approved grants and replenishing the \$2,500 fund held at the REMC for discretionary or emergency disbursements, a total of \$ 57,579.39 is being held by the SCCF.

V. GRANT APPLICATIONS:

The board reviewed the following grant requests. There were 3 requests totaling \$14,000. The following grant requests and amounts were then decided upon by the board as follows:

1) **Hoosiers Feeding The Hungry** (*Requested \$3,000.00*)

"Meat" the Need Full Amount

The Board discussed what this organization is and Holden told about her experience donating in the past. Ferrell provided insight on the donated meat going to local food banks. The full amount was motioned by Smith and seconded by Reed. The requested information includes: what their process is to make sure the meat stays local and how much meat is donated each year.

2) **Boomerang Backpacks** (*Requested \$8,000.00*)

2023-2024 School Year Full Amount

The topic of discussion was the statistics that Boomerang Backpacks provided in their application on the overwhelming need in our community for children without food. The full amount was motioned by Ralston and seconded by Reed. No additional information was requested.

3) **Land of Lakes Family Health Services** (*Requested \$3,000.00*)

Medical Referral and Financial Medical Assistance Program Full Amount

There was some confusion about which organization this is. Ferrell explained that it is better known as the Wellness Clinic. The discussion revolved around how families, especially children are getting there, if the Clinic is meeting those in need at schools ex. Ferrell talked about the struggles that the Wellness Clinic has had and how they are improving how they are working with the other clinics in the area. Holden motioned for the full amount and Smith seconded the motion. The requested information includes: if they go to the schools and work with the counselors to know those who are in need.

Total Grant Requests Approved \$14,000.00

No other entities were considered for grants at this time.

The Steuben County Community Foundation will prepare the approved funds for approval of the Steuben County Community Foundation board, and prepare checks for dispersal and Britt Holden will prepare and distribute letters to the organizations informing them of the final decision with the Grant Agreement form. When the grant recipients return the Agreement they will receive the funds. They will then be made aware of any conditions involved with the grant and the need to fill out and submit the Final Project Report Form upon completion of their project.

VI. NEW BUSINESS:

The Board appointed Cheryl Reed as Vice President and took a Board photo.

VII. ADJOURNMENT:

The application deadlines for the 2023 year are September 29, and December 29. The correlating tentative board meetings are October 11, and January 10.

The next deadline for submitting applications will be Friday, September 29 for the third quarter of the 2023 funding cycle, which will also be publicized in the same outlets, as well as on the REMC website.

The next Board meeting will take place Wednesday, October 11 at 9:00 AM at the REMC office. At the next meeting the board will review the grant applications received prior to the September 29, 2023 deadline and decide upon quarterly disbursements.

With nothing further to discuss, the meeting was adjourned.

VIII. SUBMITTED BY:

Britt Holden
Secretary
Steuben County REMC Operation Round Up

Agenda

Steuben County REMC
Regular Board of Directors Meeting
September 25, 2023

1. Call to Order
2. Roll Call
3. General Consent Items
 - a. Agenda
 - b. Minutes of August 28, 2023 Board Meeting
 - c. Bills
 - d. Director Expenses
 - e. New Hookups
 - f. New Memberships
 - g. IUPPS Update
 - h.
4. Informative Reports
 - a. CEO Financial Report
 - b. Re-Comm Update
 - c. Operation Round Up
 - d. Safety Meeting
 - e. WVPA Board Meeting
 - f. Member Services Report
 - g. Cyber Security
 - h. Broadband Update
 - i. IEC Board Meeting Review
 - j. Wage & Benefit Review
 - k. IEC Annual Meeting Voting and Alternate Delegates
 - l. IEC Board Representative
5. Decisions Needed
 - a. CFC Loan Document
6. Corporate Council Report
 - a.
7. Other Business
8. Calendar & Announcements
 - a. Next Regular Meeting October 30, 2023
9. Adjournment

Safety Report
Steuben County REMC
Board of Directors
September 18, 2023

September 27, 2023- Chris Gearld from IEC will be here to conduct the September safety meeting, with the topic being audiograms, and this will include all employees.

There were no injuries or lost time to report.

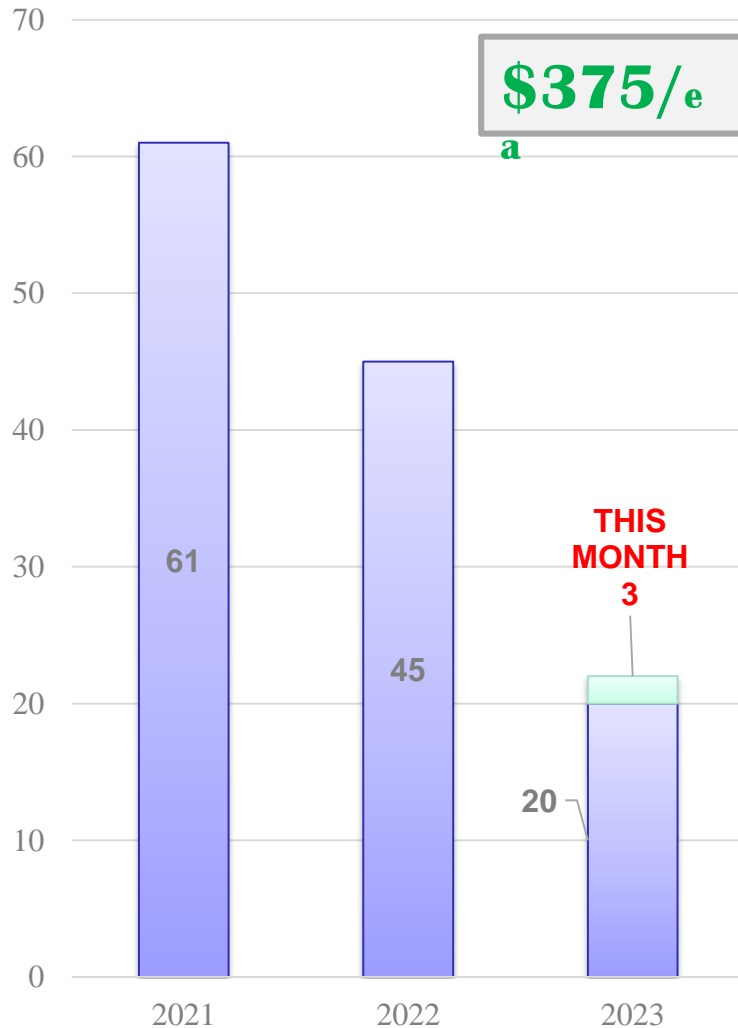
Agenda

Steuben County REMC
Regular Board of Directors Meeting
September 25, 2023

1. Call to Order
2. Roll Call
3. General Consent Items
 - a. Agenda
 - b. Minutes of August 28, 2023 Board Meeting
 - c. Bills
 - d. Director Expenses
 - e. New Hookups
 - f. New Memberships
 - g. IUPPS Update
 - h.
4. Informative Reports
 - a. CEO Financial Report
 - b. Re-Comm Update
 - c. Operation Round Up
 - d. Safety Meeting
 - e. WVPA Board Meeting
 - f. Member Services Report
 - g. Cyber Security
 - h. Broadband Update
 - i. IEC Board Meeting Review
 - j. Wage & Benefit Review
 - k. IEC Annual Meeting Voting and Alternate Delegates
 - l. IEC Board Representative
5. Decisions Needed
 - a. CFC Loan Document
6. Corporate Council Report
 - a.
7. Other Business
8. Calendar & Announcements
 - a. Next Regular Meeting October 30, 2023
9. Adjournment

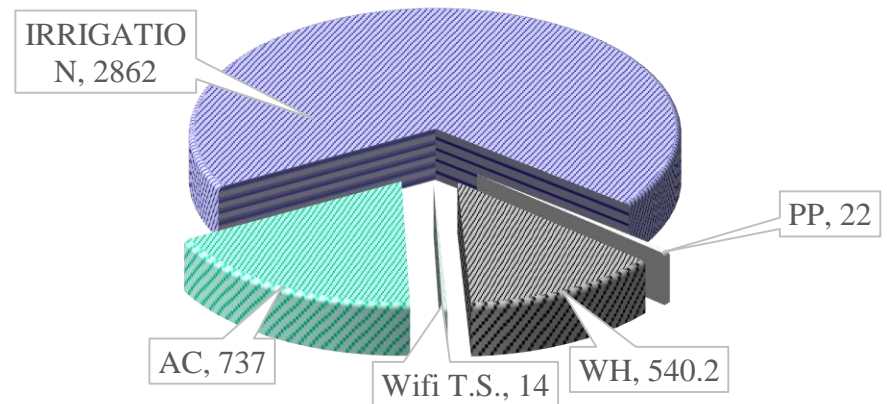
MARKETING & MEMBER SERVICES

WATER HEATER SALES



*\$Credit reduced from \$56/kW - \$50
Credit on Power Bill monthly v.s. Jun-Aug*

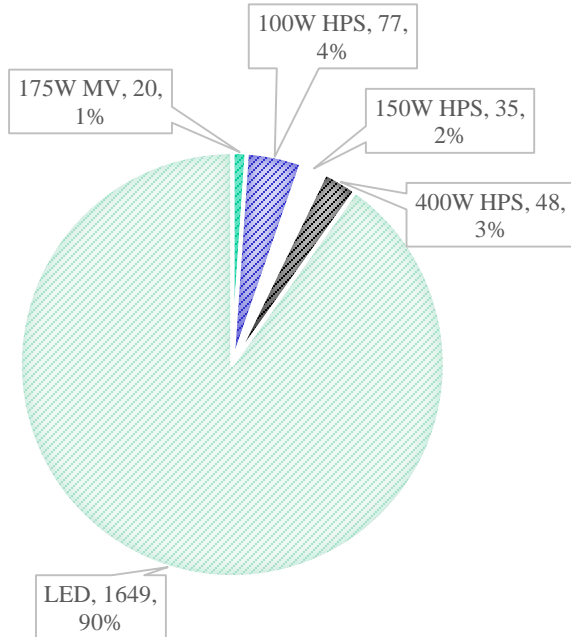
LOAD MANAGEMENT – KW 4197.2 KW



WVPA TEST EVENT – July 18 2-4 PM

MARKETING & MEMBER SERVICES

SECURITY LIGHTS AS OF 1/2023



2023 To-Date
**SECURITY
LIGHT**
INSTALLS/REMOVALS
4 – REMOVALS
(0) this month
5 – NEW
(0) this month
22 – SWAP/
MAINT.
(4) this month



9 Members

122 Units
(NO CHANGE)

14 Subscribers
exedeSM
by ViaSat

5 will cancel in Phase 3
9 remain in Phase 4



EV CHARGER STATISTICS
286 VEHICLES CHARGED
8648 kWh's CONSUMED
7.5 HRS – AVG SESSION

10 VEHICLES CHARGED
163 kWh's CONSUMED

MARKETING & MEMBER SERVICES

INCLUDES PMT,
VIEW BILL, VIEW
USAGE, ECT...
7597 Subscribers



Mobile

49.7%

↓ 4.1%



Desktop

48.4%

↑ 17.2%

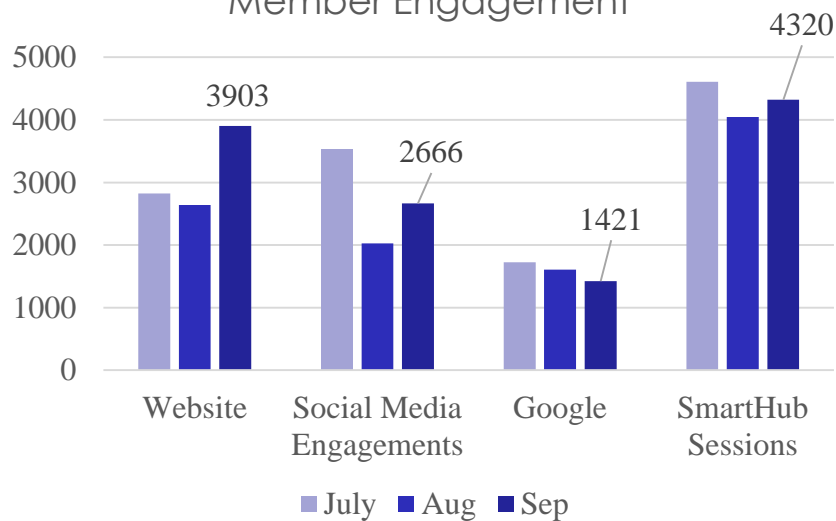


Tablet

1.9%

↓ 2.6%

Member Engagement



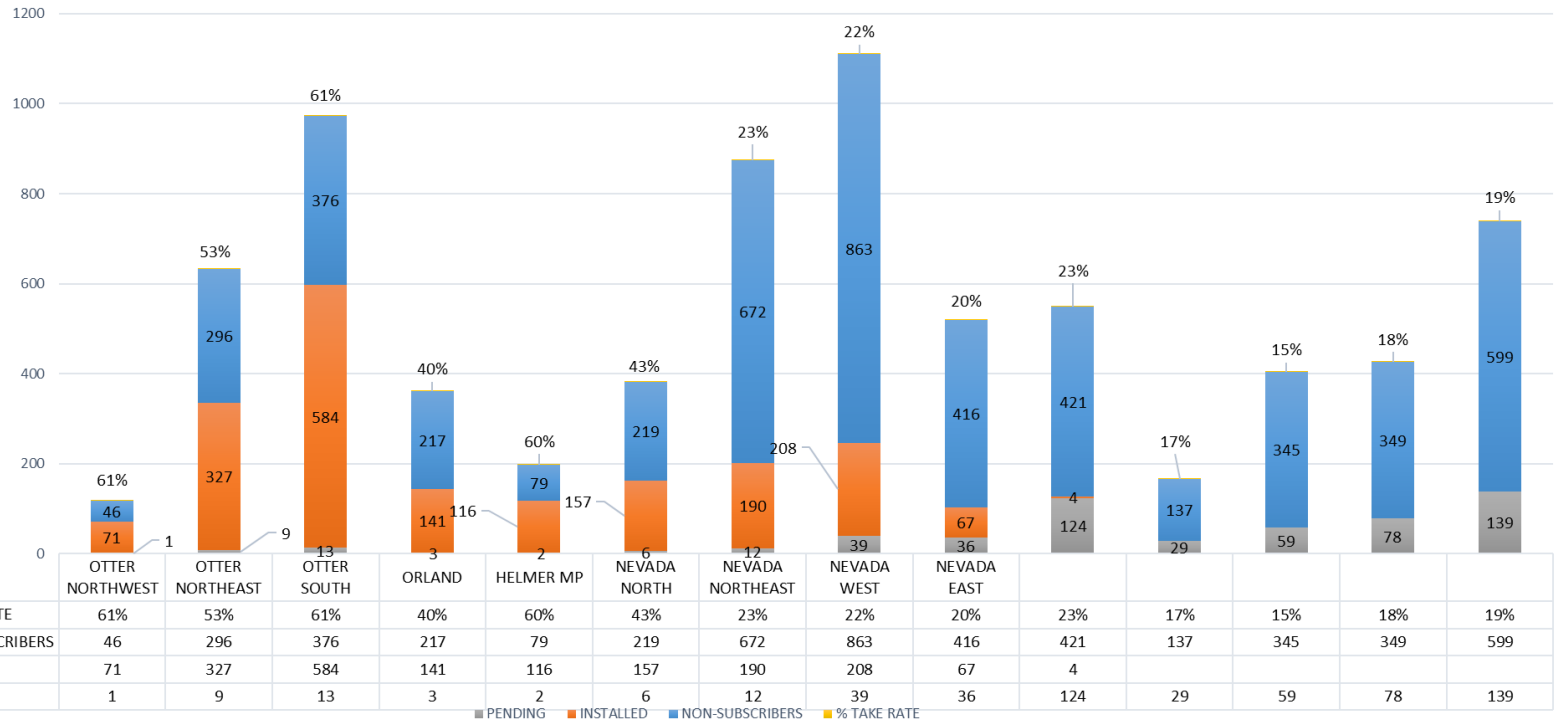
Website Activity:

Page	Pageviews	Page Value
/	2,898	\$0.00
/status-map-updates	1,123	\$0.00
/broadband/check-availability	843	\$0.00
/packages-pricing	522	\$0.00
/storm-outage-center	461	\$0.00
/smarthub	258	\$0.00
/how-make-payment	174	\$0.00
/broadband-policies	133	\$0.00
/contact-us	123	\$0.00
/help-center	80	\$0.00

BROADBAND TAKE RATE PER ZONE

RESIDENTIAL ONLY

ZONE TAKE RATE - 9.19.23



Agenda

Steuben County REMC
Regular Board of Directors Meeting
September 25, 2023

1. Call to Order
2. Roll Call
3. General Consent Items
 - a. Agenda
 - b. Minutes of August 28, 2023 Board Meeting
 - c. Bills
 - d. Director Expenses
 - e. New Hookups
 - f. New Memberships
 - g. IUPPS Update
 - h.
4. Informative Reports
 - a. CEO Financial Report
 - b. Re-Comm Update
 - c. Operation Round Up
 - d. Safety Meeting
 - e. WVPA Board Meeting
 - f. Member Services Report
 - g. Cyber Security
 - h. Broadband Update
 - i. IEC Board Meeting Review
 - j. Wage & Benefit Review
 - k. IEC Annual Meeting Voting and Alternate Delegates
 - l. IEC Board Representative
5. Decisions Needed
 - a. CFC Loan Document
6. Corporate Council Report
 - a.
7. Other Business
8. Calendar & Announcements
 - a. Next Regular Meeting October 30, 2023
9. Adjournment


Cyber Security

We have been doing some preliminary work with MidSolv regarding multifactor authorizations. As in most months there have been a number of software updates to SCADA and Tantalus.

Agenda

Steuben County REMC
Regular Board of Directors Meeting
September 25, 2023

1. Call to Order
2. Roll Call
3. General Consent Items
 - a. Agenda
 - b. Minutes of August 28, 2023 Board Meeting
 - c. Bills
 - d. Director Expenses
 - e. New Hookups
 - f. New Memberships
 - g. IUPPS Update
 - h.
4. Informative Reports
 - a. CEO Financial Report
 - b. Re-Comm Update
 - c. Operation Round Up
 - d. Safety Meeting
 - e. WVPA Board Meeting
 - f. Member Services Report
 - g. Cyber Security
 - h. Broadband Update
 - i. IEC Board Meeting Review
 - j. Wage & Benefit Review
 - k. IEC Annual Meeting Voting and Alternate Delegates
 - l. IEC Board Representative
5. Decisions Needed
 - a. CFC Loan Document
6. Corporate Council Report
 - a.
7. Other Business
8. Calendar & Announcements
 - a. Next Regular Meeting October 30, 2023
9. Adjournment



BROADBAND UPDATE

SEPTEMBER 2023



CONSTRUCTION PROGRESS REPORT

- **MRC (MAKE READY CONSTRUCTION).**
 - KENT POWER FINISHED UP ENTIRELY 9/22/2023
 - OUR CREWS FINISHING PHASE IV THIS WEEK.

- **MAINLINE CONSTRUCTION: UNDERGROUND WORK IS AHEAD OF AERIAL**
 - PHASE III ZONE 5 – 100% COMPLETE – COMPLETE DATE: 9/8/23
 - PHASE IV ZONE 1 – 74% COMPLETE – TENTATIVE COMPLETE DATE: 9/29/23
 - PHASE IV ZONE 2 – 0% COMPLETE – TENTATIVE COMPLETE DATE: 10/20/23
 - PHASE IV ZONE 3 – 0% COMPLETE – TENTATIVE COMPLETE DATE: 11/3/23

- **SPLICING**
 - PHASE III ZONE 1 COMPLETED 8/21/23 Zone 10 (Scott 3-6)
 - PHASE III ZONE 2 COMPLETED 8/24/23 Zone 11 (Scott 3-1)
 - PHASE III ZONE 3 COMPLETED 9/8/23 Zone 12 (Scott 3-4)
 - PHASE III ZONE 4 TENTATIVE COMPLETE DATE: 9/29/23 Zone 13 (Scott 3-2)
 - PHASE III ZONE 5 TENTATIVE COMPLETE DATE: 10/27/23 Zone 14 (Scott 3-3)
 - PHASE IV ZONE 1 TENTATIVE RELEASE DATE: 11/15/23 Zone 15 (Steubenville 4-1)
 - PHASE IV ZONE 2 TENTATIVE RELEASE DATE: 11/29/23 Zone 16 (Steubenville 4-2)
 - PHASE IV ZONE 3 TENTATIVE RELEASE DATE: 12/13/23 Zone 17 (Steubenville 4-3)

SERVICE INSTALLATION REPORT

- **ALL OF PHASE II IS IN SERVICE!**
 - ALL PHASE III ZONES OPENED FOR SALES 9/13/23.

- **SERVICE INSTALLATIONS TO DATE:**
 - 2039 ACTIVE SUBSCRIBERS AS OF 9/20/23.

- **STEUBENVILLE HUT**
 - HUT PLACED SEPTEMBER 12TH
 - RACK AND STACK TO START TODAY 9/25/23

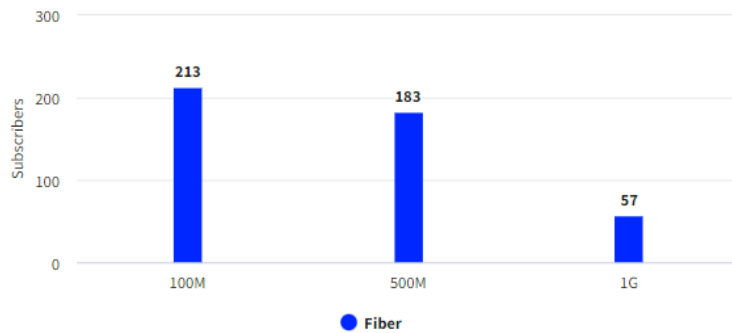
PROGRESS REPORT CONT'D

- P2P NETWORK UPDATE.
 - 1 NEW REQUEST FOR SERVICE APPROVED.
 - FIBER LEASE RATE INCREASE DISCUSSION.
 - i-NET UNDERCUTTING OUR PRICES
OFFERING 1Gb/s BUSINESS PRICING AT
\$250.00 / Mo.
 - OUR BUSINESS PRICING IS AT \$199.95 /
\$249.95 AND \$349.95 FOR 100Mbps, 500Mbps
AND 1000 (1Gbs) RESPECTIVELY.

STATISTICS

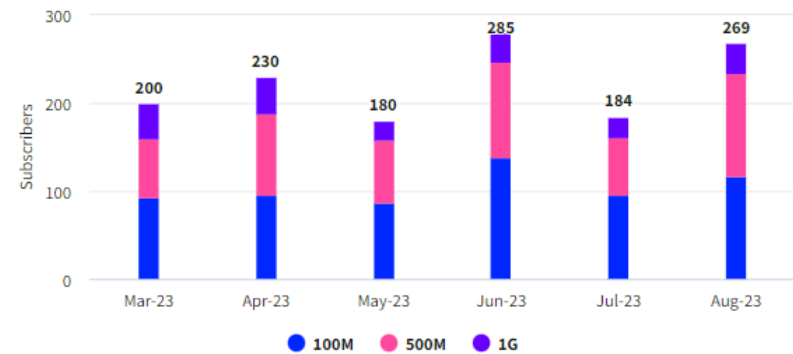
New Subscribers by Service Tier & Technology

Total Acquired in the Last Two Months: 453



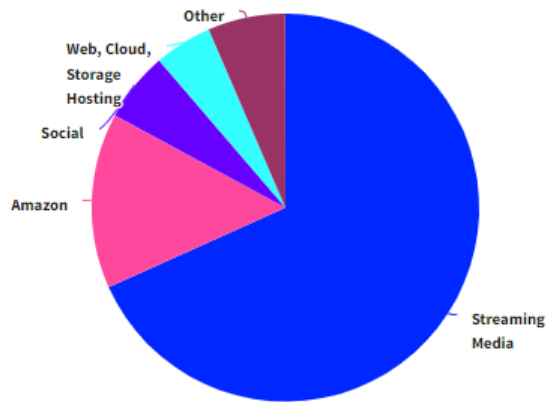
Acquisition Rate & Insights

Total Acquired in the Last Six Months: 1,348



STATISTICS CONT'D

Usage by Application Type



Top Applications

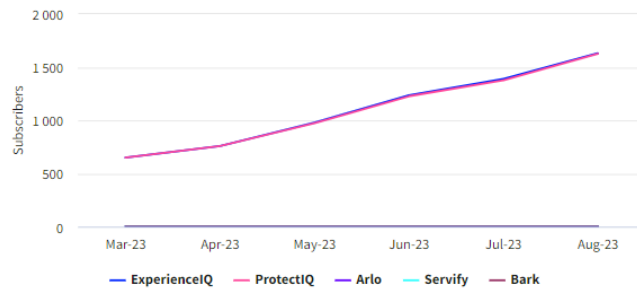


Application	Average # Subscribers	Percentage
Amazon	658	99.5 %
Google	653	98.7 %
Facebook	574	86.8 %
Netflix	464	70.1 %
Apple iCloud	442	66.7 %
Messaging (Yahoo)	432	65.3 %
Twitter	242	36.6 %
Pandora	109	16.6 %
Gaming (Playstation)	99	14.9 %
Messaging (Jabber)	50	7.6 %

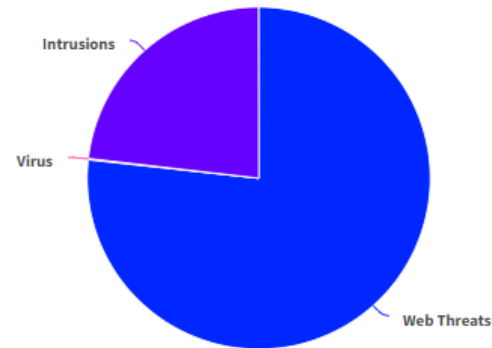
STATISTICS CONT'D

SUBSCRIBER ADOPTION RATE

Subscribers with Managed Services

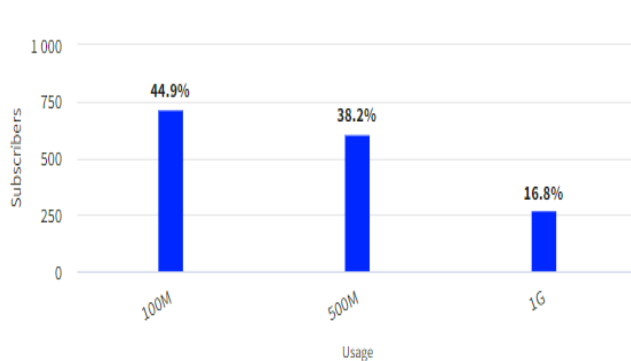


Blocked Threats Insights



SUBSCRIBERS BY TIER

Service Tier & Technology

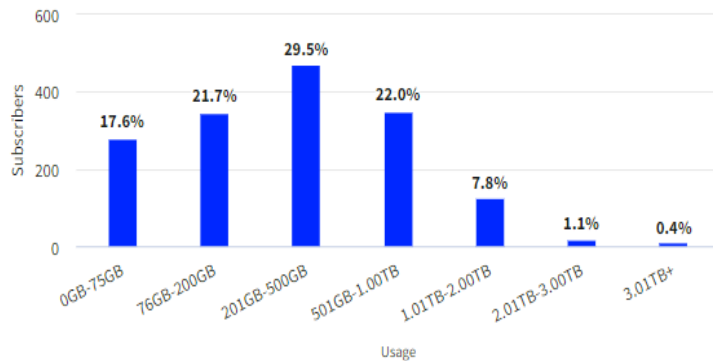


TO DATE WE
HAVE BLOCKED
17,081 WEB
THREATS AND
5,154 VIRUS
INTRUSIONS
FOR OUR
MEMBERS

STATISTICS CONT'D

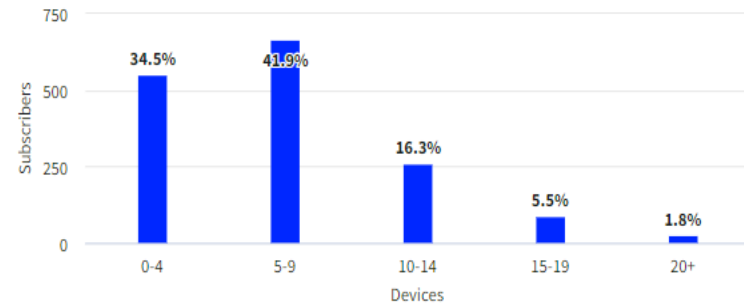
Subscriber Data Usage

Active Subscribers: 1,593



Devices per Household

CSC and GigaFamily Subscribers: 1,593



Agenda

Steuben County REMC
Regular Board of Directors Meeting
September 25, 2023

1. Call to Order
2. Roll Call
3. General Consent Items
 - a. Agenda
 - b. Minutes of August 28, 2023 Board Meeting
 - c. Bills
 - d. Director Expenses
 - e. New Hookups
 - f. New Memberships
 - g. IUPPS Update
 - h.
4. Informative Reports
 - a. CEO Financial Report
 - b. Re-Comm Update
 - c. Operation Round Up
 - d. Safety Meeting
 - e. WVPA Board Meeting
 - f. Member Services Report
 - g. Cyber Security
 - h. Broadband Update
 - i. IEC Board Meeting Review
 - j. Wage & Benefit Review
 - k. IEC Annual Meeting Voting and Alternate Delegates
 - l. IEC Board Representative
5. Decisions Needed
 - a. CFC Loan Document
6. Corporate Council Report
 - a.
7. Other Business
8. Calendar & Announcements
 - a. Next Regular Meeting October 30, 2023
9. Adjournment

Wage & Benefits

- This years Labor Committee is Mike Kurtz, Carter Snider and Larry Jack.
- The committee will met on September 20th

Agenda

Steuben County REMC
Regular Board of Directors Meeting
September 25, 2023

1. Call to Order
2. Roll Call
3. General Consent Items
 - a. Agenda
 - b. Minutes of August 28, 2023 Board Meeting
 - c. Bills
 - d. Director Expenses
 - e. New Hookups
 - f. New Memberships
 - g. IUPPS Update
 - h.
4. Informative Reports
 - a. CEO Financial Report
 - b. Re-Comm Update
 - c. Operation Round Up
 - d. Safety Meeting
 - e. WVPA Board Meeting
 - f. Member Services Report
 - g. Cyber Security
 - h. Broadband Update
 - i. IEC Board Meeting Review
 - j. Wage & Benefit Review
 - k. IEC Annual Meeting Voting and Alternate Delegates
 - l. IEC Board Representative
5. Decisions Needed
 - a. CFC Loan Document
6. Corporate Council Report
 - a.
7. Other Business
8. Calendar & Announcements
 - a. Next Regular Meeting October 30, 2023
9. Adjournment

October 2023

Steuben County REMC

Schedule of Events

- **Oct. 4**– Wabash Valley Power will be holding its regular Board Mtg. in Indianapolis.
- **Oct. ??**– The topic for this month's safety meeting and date has not yet been set.
- **Oct. 18**– Indiana Statewide's regular Board of Directors meeting beginning at 10:00 a.m.
- **Oct. 30**– The Cooperatives regular monthly Board Meeting will be held at the Cooperative office beginning with dinner at 5:30 p.m. followed by the business meeting at 6:00.

Sun	Mon	Tue	Wed	Thu	Fri	Sat
1	2	3	4 WVPA B-Mtg	5	6	7
8	9	10	11	12	13	14
15	16	17	18 IEC B-Mtg.	19	20	21
22	23	24	25	26	27	28
29	30 REMC B-Mtg	31				



P.O. Box 359
1385 S. Old 27
Angola IN 46703

Phone: 260/665-3563
Fax: 260/665-7495
Email: remcsteuben@remcsteuben.com



Touchstone EnergySM